




## *GU A-Opener: Reversing the Handing*




1. Trigger the deadbolt so that it is fully extended.



2. Use a Size 4 allen key to unscrew the bolt from the back (may be tight!)




3. The bolt will unscrew fully to allow you to rotate it 180°



4. Once rotated, secure the deadbolt back in firmly using the allen key.

^ Repeat this process for both top and bottom deadbolts! ^

Then proceed to reversing the centre gearbox latch on page 2.



- 5. Push into vertical slot above the follower using a flat blade screwdriver**



- 6. If done correctly, when you release the screwdriver, the latch will pop out of place allowing you to rotate it 180°**



- 7. Once rotated, push the latch back into position – with a firm push all the way in, you will feel and hear a 'click' which concludes the reversing of the latch.**